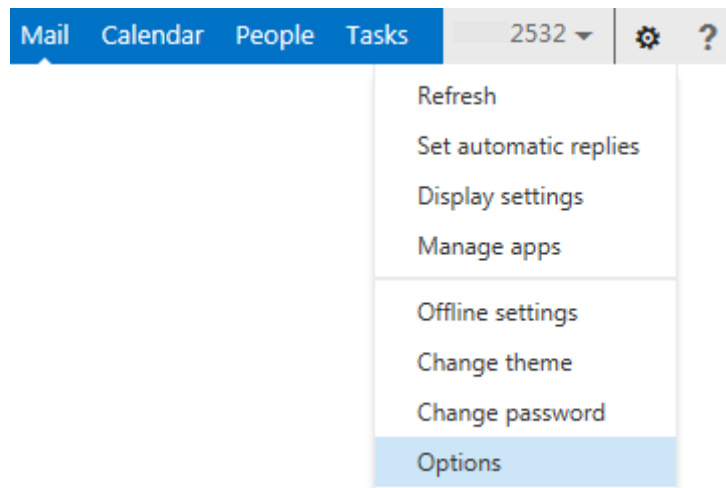
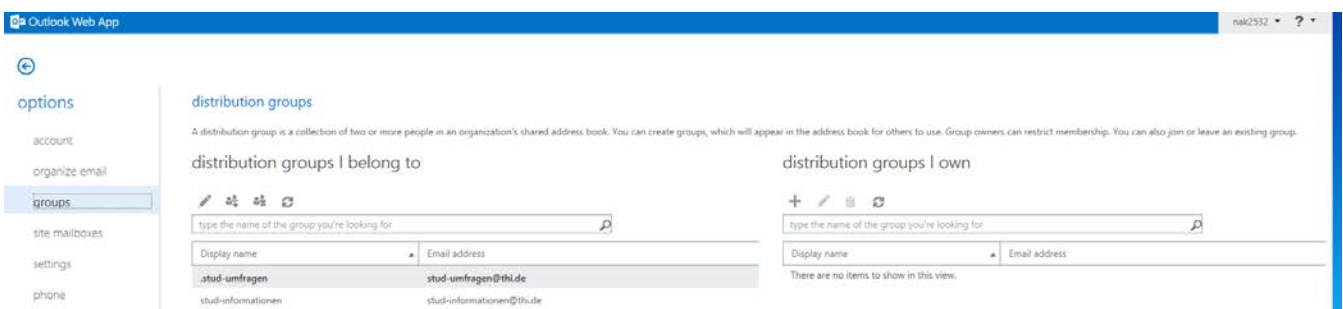


How can I resign from the distribution group?

1. Please log in at Exchange and enter your user ID and your PIN.
<https://exchange.thi.de>
2. Please click on the cogwheel symbol at the top right corner of the page and choose the option “Options”.



3. Now choose the option “groups” on the left side until you are able to see the following page.

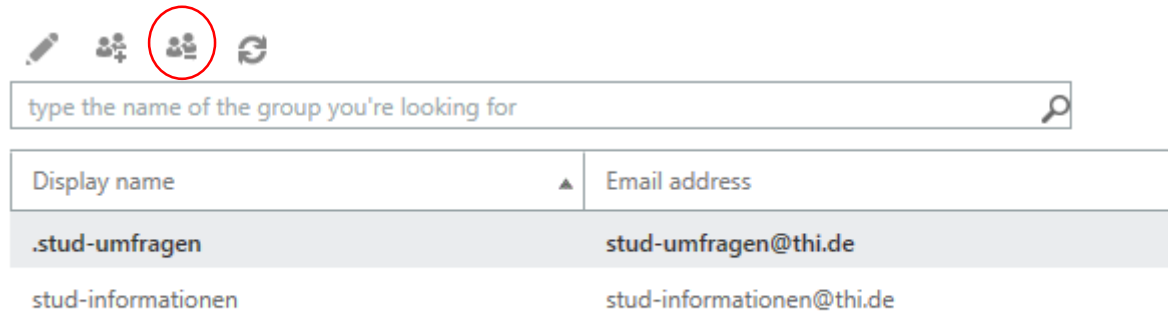


- Please choose the distribution group which you would like to leave and click on it. Finally confirm the procedure while clicking on the third symbol "leave".

distribution groups

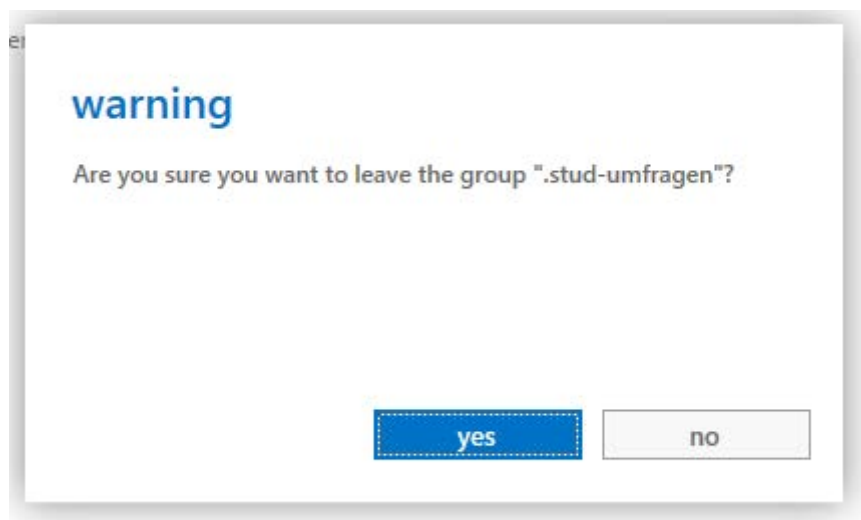
A distribution group is a collection of two or more people in an organization's shared address book. You can c

distribution groups I belong to



| Display name | Email address |
|--------------------|---------------------------|
| .stud-umfragen | stud-umfragen@thi.de |
| stud-informationen | stud-informationen@thi.de |

- Please confirm the procedure again and reply to the Warning with "yes".



- The distribution group(s) chosen by yourself, now shouldn't be listed at "distribution groups I belong to" anymore.